

JPC connectivity Inc.

2026 Annual Shareholders' Meeting Minutes

Date: 9:00 a.m. on May 26 (Tuesday), 2026

Place: RSL Hotel Taipei Zhonghe
3F, No. 631, Zhongzheng Rd., Zhonghe Dist., New Taipei City

Number of shares present: Total outstanding shares: 122,085,882 shares.
Total shares with voting rights: 122,085,882 shares.
Total shares represented by shareholders present in person or by proxy: 72,965,263 shares (of which 13,793,620 shares casted the votes electronically) with an attendance rate of 59.76 %.

Directors present: Shu-Mei, Chang, Chairperson and Chief Executive Officer, MEGA POWER INVESTMENTS LIMITED, Director (Representative: Cin-Chih Jiang), TONE INVESTMENTS LTD., Director (Representative: Yu-Ling Tsai), FSP TECHNOLOGY INC., Director (Representative: Ming-Hsiang Cheng), Chih-Feng, Lin, Independent Director (Convener of Audit Committee), Shu-Ling, Wang, Independent Director, Yen-Ping, Chi, Independent Director.

Attendees: Wei-San, Chang, General Manager and Chief Operating Officer, Jen-Chieh Wu, CPA of PwC, Chen-Yi Lee, Attorney-at-Law, Global Law Firm, Chih-Ping Cheng, Chief Financial Officer.

Chairperson: Shu-Mei Chang Recorder: Yu-Syuan Jian

I. The chairperson announced the commencement of the meeting.

II. Chairperson's remarks: omitted.

III. Report items:

Proposal 1 (Proposed by the Board of Directors)

Subject: Report on the 2025 business operating status and 2026 business plan are submitted for review.

Description: Please refer to Appendix I.

Proposal 2 (Proposed by the Board of Directors)

Subject: Review report on the Company's 2025 financial statement issued by the Audit Committee is submitted for review.

Description: Please refer to Appendix II.

Proposal 3 (Proposed by the Board of Directors)

Subject: Report on the distribution of cash dividends from the Company's earnings is submitted for review.

- Description:
1. The Company plans to distribute NT\$854,601,174 of cash dividends from earnings to shareholders, that is, it plans to distribute NT\$7.0 per share in cash based on the shareholding ratio specified in the Shareholder Register on dividend distribution record date.
 2. Cash will be distributed based on rounded amount (the amount less than NT\$1 will be rounded down), and the chairman is authorized to appoint a specific person to adjust any amount less than NT\$1.
 3. For this proposal, the chairman is authorized to determine the dividend distribution record date and other related matters, and to make any adjustment in case of any change made by the competent authority or in the event of any change in payout ratio due to changes in the number of the Company's outstanding shares.

Proposal 4 (Proposed by the Board of Directors)

Subject: Report on the distribution of 2025 employees' and directors' profit-sharing is submitted for review.

- Description:
1. Subject to Article 19 of the Company's Articles of Association, if the Company has profits in a year, it shall withdraw no less than 7% from the profits as employees' profit-sharing as resolved by the Board of Directors. Of this amount, 20% to 30% should be distributed to basic-level employees. However, an amount shall be set aside to cover the Company's accumulated losses first.
 2. The Company plans to distribute NT\$141,506,692 (10%) of employees' profit-sharing and NT\$7,920,000 of directors' profit-sharing for 2025, and it will be paid fully in cash.
 3. There is no difference between the amount to be distributed as approved by the Board of Directors and the estimated amount recognized for the year.

Proposal 5

Subject: Report on the 2025 directors' remuneration is submitted for review.

- Description:
1. The Company, in accordance with industry standards, has decided on the remuneration through the Compensation Committee and submitted it for discussion by the Board of Directors.
 2. According to Article 16 of the Company's Articles of Association, the Company may provide a fixed remuneration to its directors (including independent directors) while they are performing their duties for the Company.
 3. Please refer to Appendix III.

IV. Ratifications:

Proposal 1 (Proposed by the Board of Directors)

Subject: Proposal for approval on the Company's 2025 Financial Statement is submitted for ratification.

Description: 1. The Company's 2025 Financial Statements have been prepared by the Board of Directors, and audited by Jen-Chieh Wu and Ya-Hui Lin, the CPAs at PwC Taiwan, and reviewed by the Audit Committee. Please refer to Appendix IV.

2. Please refer to Appendix I for the Business Report.

3. It is submitted for ratification.

Resolution: Voting results:

Shares represented at the time of voting is 72,965,263 (of which 13,793,620 were casted electronically).

Voting Results	
Votes in favor	69,870,847 votes (including 10,704,204 votes casted electronically)
Votes against	10,263 votes (including 10,263 votes casted electronically)
Votes invalid	0 votes
Votes abstained/uncasted	3,084,153 votes (including 3,079,153 votes casted electronically)

This proposal was approved as presented with an approval rate of 95.75%.

Proposal 2 (Proposed by the Board of Directors)

Subject: Proposal for approval on distribution of the Company's 2025 earnings is submitted for ratification.

Description: 1. The Company's 2025 Earnings Distribution Table is as follows:

JPC connectivity Inc. Earnings Distribution Table 2025		Unit: NT\$
Item		Amount
Opening undistributed earnings (Note 1)		1,137,792,090
Adjusted retained earnings of 2025 (Note 2)		123,529,497
Undistributed earnings after adjustment		1,261,321,587
Add: after-tax net profit of 2025:		1,058,717,693
Less: statutory surplus reserve withdrawn (10%)		(118,224,719)
Add: reversal of special surplus reserve (Note 3)		11,134,055
Earnings available for distribution		2,212,948,616
Less: distribution item		

JPC connectivity Inc.
Earnings Distribution Table
2025

Unit: NT\$

Item	Amount
Cash dividends to shareholders (NT\$7.0 per share) (Note 4)	(854,601,174)
Ending undistributed earnings	1,358,347,442
Chairman: Shu-Mei Chang	General Manager: Wei-San Chang
	Accounting Supervisor: Chih-Ping Cheng

- Note 1: This is the undistributed earnings after distribution of 2024 earnings that was resolved at the 2025 Annual Shareholders' Meeting.
- Note 2: The Company's adjusted retained earnings of 2025 are composed of NT\$1,915,567 of the re-measured amount of defined benefit plan and NT\$121,613,930 of the adjusted retained earnings recognized by the Company and its subsidiaries that use the equity method.
- Note 3: Subject to the Securities and Exchange Act, special surplus reserve shall be withdrawn from after-tax earnings of the current year and undistributed earnings of previous period, in the amount as the same as that recorded into the amount to be deducted from shareholders' equity of current year (the sum of the exchange difference from translation of the financial statements of overseas operating institutions and the unrealized profits and losses of the financial assets measured at FVTOCI).
- Note 4: This is calculated based on the number of the outstanding shares as of the day immediately before the Board of Directors' meeting.
- Note 5: As for the principles for the distribution specified in the Company's 2025 Earnings Distribution Table, earnings of the most recent year shall be distributed with priority.

2. It is submitted for ratification.

Resolution: Voting results:

Shares represented at the time of voting is 72,965,263 (of which 13,793,620 were casted electronically).

Voting Results	
Votes in favor	69,877,941 votes (including 10,711,298 votes casted electronically)
Votes against	11,269 votes (including 11,269 votes casted electronically)
Votes invalid	0 votes
Votes abstained/uncasted	3,076,053 votes (including 3,076,053 votes casted electronically)

This proposal was approved as presented with an approval rate of 95.76%.

V. Discussions:

Proposal 1 (Proposed by the Board of Directors)

Subject: Proposal for the amendment to the Articles of Association is submitted for discussion.

Description: 1. In response to organizational strategy adjustments, it is proposed to amend Article 17 of the Company’s Articles of Incorporation. Please refer to Appendix V for the comparison table of the revised and original provisions.

Resolution: Voting results:

Shares represented at the time of voting is 72,965,263 (of which 13,793,620 were casted electronically).

Voting Results	
Votes in favor	69,658,101 votes (including 10,491,458 votes casted electronically)
Votes against	12,434 votes (including 12,434 votes casted electronically)
Votes invalid	0 votes
Votes abstained/uncasted	3,294,728 votes (including 3,289,728 votes casted electronically)

This proposal was approved as presented with an approval rate of 95.46%.

Proposal 2 (Proposed by the Board of Directors)

Subject: Proposal for Releasing the Non-Competition Restrictions on the Representatives of the Company's Corporate Directors.

Description: 1. In accordance with Article 209 of the Company Act, "Directors must explain the essential details of any actions they take on behalf of themselves or others within the scope of the company's business operations and obtain approval from the shareholders' meeting."
2. As some directors of the Company may have investments or are involved in the management of other companies that operate within the same or similar business scope as the Company, and also serve as directors, it is hereby proposed to seek approval from the shareholders' meeting that if any newly appointed directors of the Company have such circumstances, the restrictions on competitive conduct for the directors and their representatives are lifted.
3. It is proposed to lift the restrictions on competitive conduct for corporate directors’ representatives, with the following details:

Title	Name	Company	Position
Corporate Director Representative	MEGA POWER INVESTMENTS LIMITED Representative: Cin-Chih, Jiang	MEGA POWER INVESTMENTS LIMITED.	chairman
		HUNG FU ELECTRONICS CO., LTD.	chairman
		Mega Power Investments Limited (Samoa)	Director
Corporate Director Representative	TONE INVESTMENTS LTD. Representative: Yu-Ling, Tsai	CHENBRO MICOM CO., LTD.	Director
		WIWYNN CORPORATION	Independent Director
		UNIC TECHNOLOGY CORPORATION	Director
Corporate Director Representative	TOP POINT INVESTMENT LTD. Representative: Ming-Kung, Yang	SCIVISION BIOTECH INC.	Director
Corporate Director Representative	FSP TECHNOLOGY INC. Representative: Ming-Hsiang, Cheng	CHAMP-RAY INDUSTRIAL CO., LTD.	Director
		FSP TECHNOLOGY VIETNAM CO.,LTD	Legal Representative
		Stockfeel Media Technology Co., Ltd.	Director

Resolution: Voting results:

Shares represented at the time of voting is 72,965,263 (of which 13,793,620 were casted electronically).

Voting Results	
Votes in favor	69,571,221 votes (including 10,404,578 votes casted electronically)
Votes against	79,918 votes (including 79,918 votes casted electronically)
Votes invalid	0 votes
Votes abstained/uncasted	3,314,124 votes (including 3,309,124 votes casted electronically)

This proposal was approved as presented with an approval rate of 95.34%.

VI. Extempore Motion: None.

VII. Adjournment: The meeting was adjourned at 9:29 a.m. on the same day.

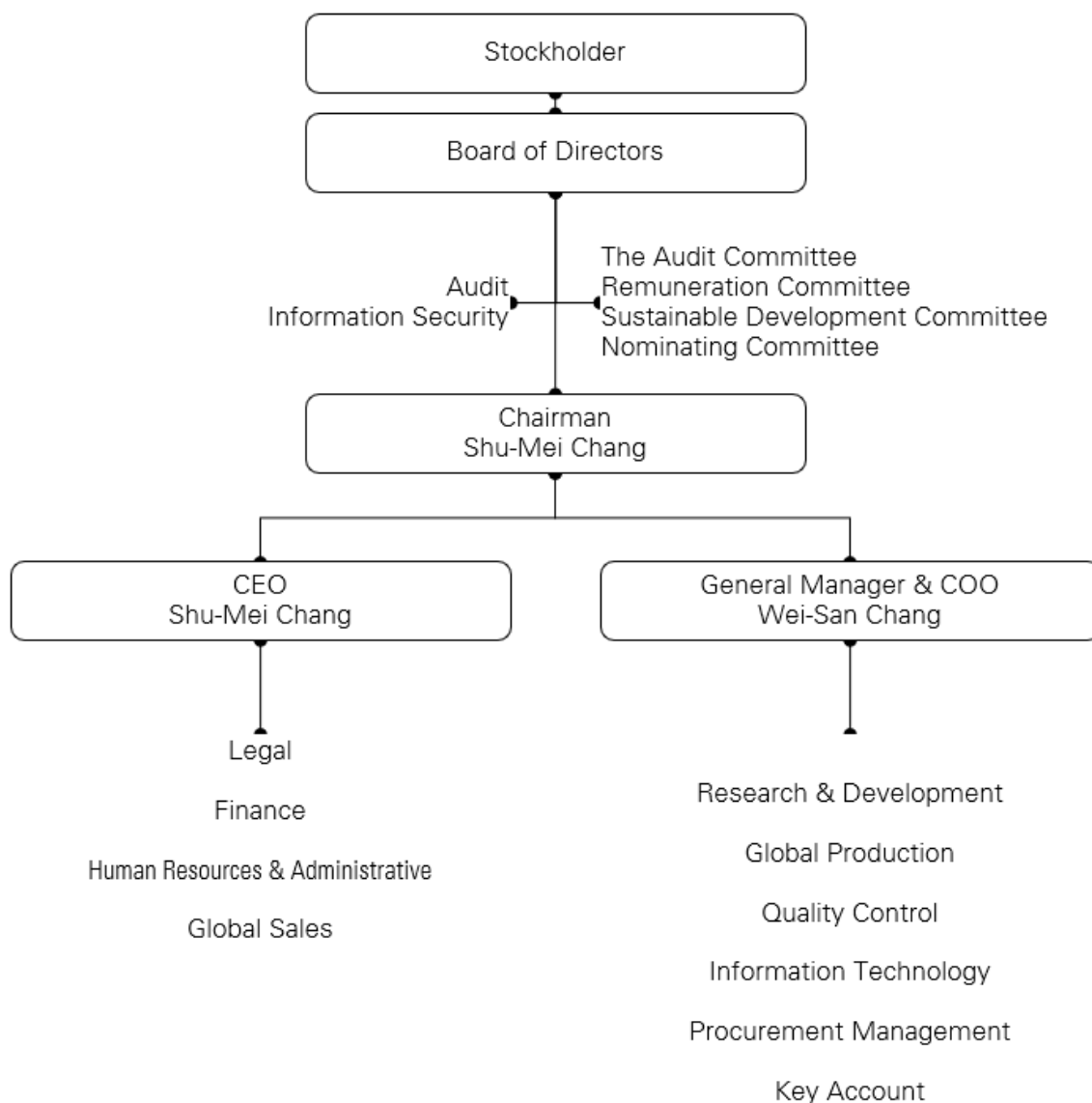
There was no question raised by shareholders during the meeting.

(The minutes of this shareholder's meeting only summarize the key points of the proceedings; for complete details, please refer to the audio and video recordings of the meeting.)

Business Report

I. 2025 Business Operating Results

(I) Organization Chart:



(II) Implementation Results of Business Plan:

Benefiting from the growing demand for AI server applications, the Company’s data networking and telecommunications business experienced significant revenue growth in 2025, driven by a substantial increase in shipments of AI-related products. The Smart Connectivity business also maintained steady growth through continuous customer expansion and product portfolio optimization. In addition, the operations of U.S. subsidiary JPCPT Inc. and ASTRON Connectivity Co., Ltd. recorded strong performance, contributing to overall revenue and operating profit growth. JPC’s consolidated revenue for fiscal year 2025 amounted to NT\$7,579,041 thousand,

representing an increase of 12.03% compared to fiscal year 2024. Consolidated gross profit totaled NT\$2,602,436 thousand, while consolidated operating income reached NT\$1,516,465 thousand, reflecting a year-over-year increase of 25.97%.

Net income after tax attributable to owners of the parent was NT\$1,058,718 thousand. Earnings per share (EPS) for fiscal year 2025 was NT\$8.67, compared to NT\$8.69 in fiscal year 2024.

Figure 1: Revenue, Gross Profit, Net Income, and EPS Trends (2024–2025)

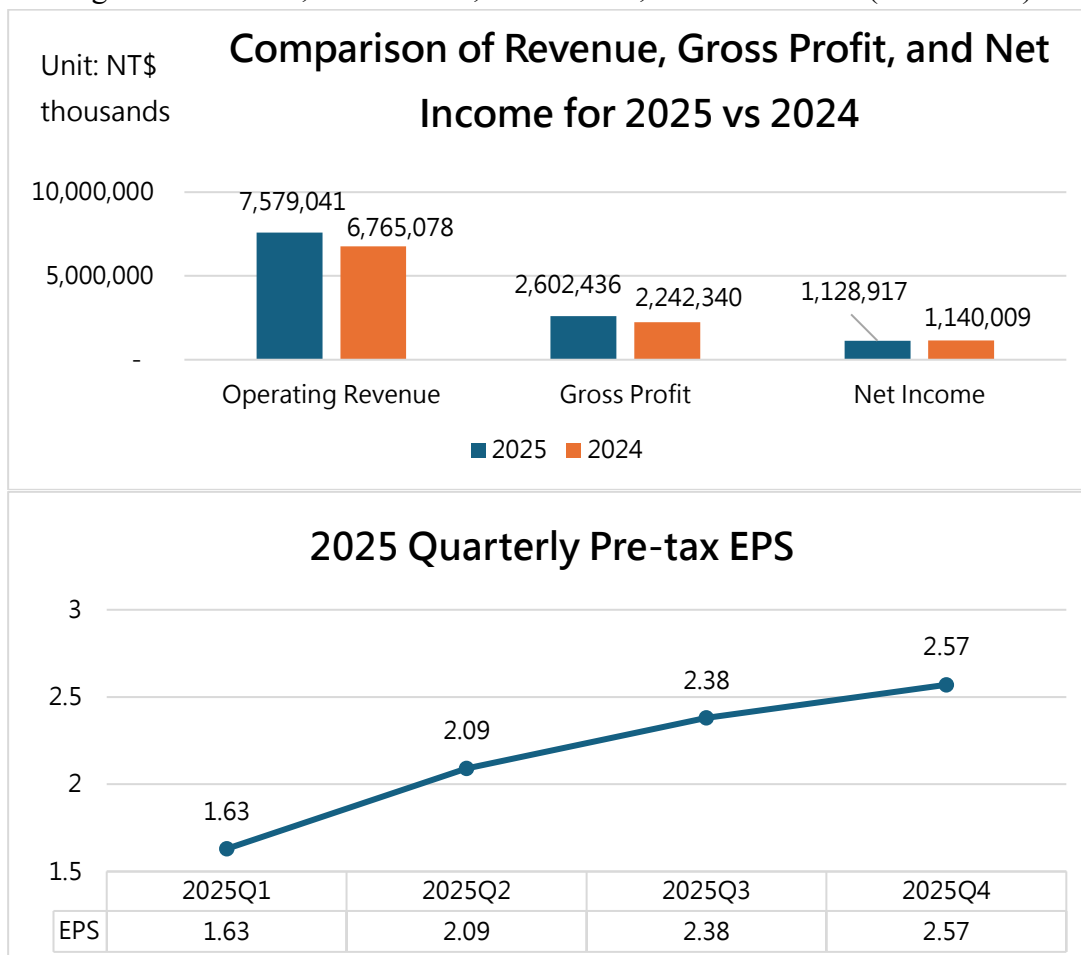


Figure 2: Line Chart of Quarterly Gross Margin, Operating Margin, and Net Profit Margin for 2025.

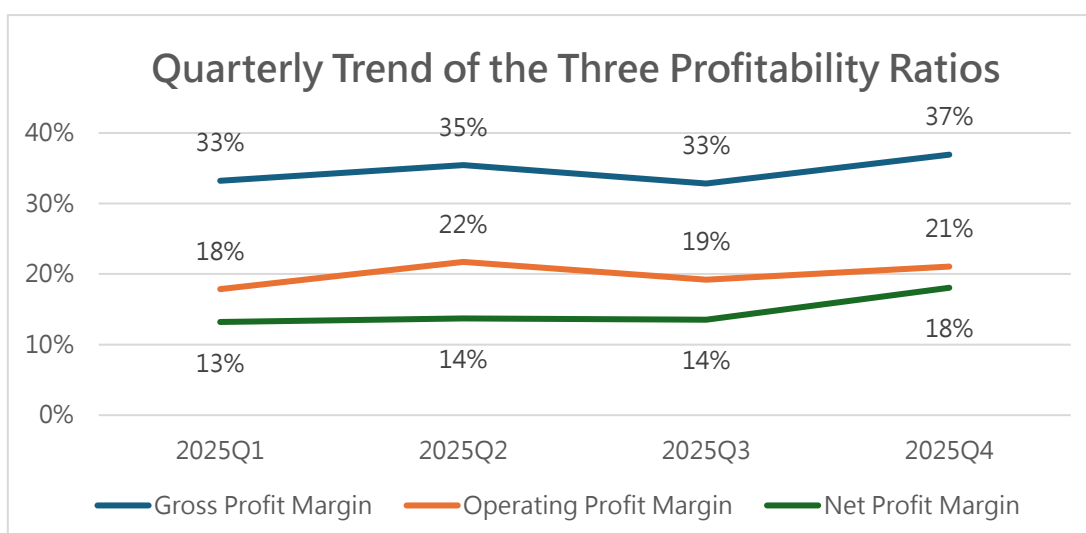
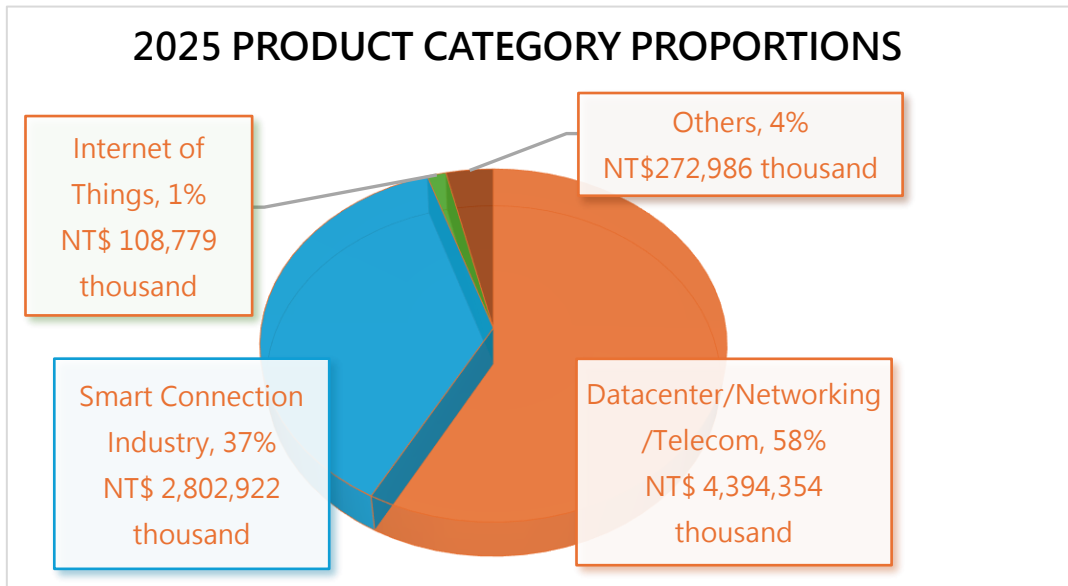


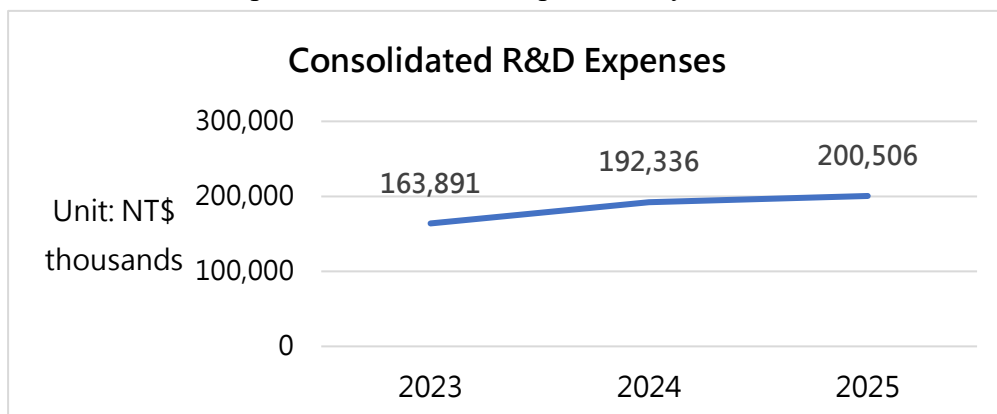
Figure 3: Product Distribution Pie Chart for Fiscal Year 2025.



JPC’s Data Center / Networking / Telecommunications products are high-margin offerings, with revenue contribution now approaching 60 percent, thereby providing a positive contribution to overall profitability.

(III) R&D Status:

1. Annual R&D expenses invested in the past three years:



2. Overview of 2025 R&D results:

In 2025, JPC’s R&D efforts are focused on the Data Center / Networking / Telecommunications and Intelligent Connectivity industries targeting the following sectors:

- High-speed internal transmission architecture for AI servers
- Scale-out and Scale-up interconnection architecture for AI clusters
- Hyperscale Data Centers
- Cloud Service Providers (CSPs) and AI Compute Providers
- Data Center Switches
- Electronic Design Automation (EDA) application environments
- 5G communications and ISP infrastructure
- AI Supercomputers

- AI GPU Server Power Solutions
- High-Voltage Systems and AI Applications
- Premium Consumer Solutions & Customized OEM Integration Services

Applied to the following products:

- High-speed optical communication modules, Active Optical Cables (AOC), and active loopbacks
- High-speed transmission connectors, various active and passive copper cables, and development of high-voltage/high-current connectors and harnesses
- Technology development and product upgrades for power management and high-power interconnection solutions

Through continuous enhancement of in-house R&D capabilities for critical components and optimization of manufacturing processes, the Company has consolidated its position in the AI infrastructure supply chain as a key provider of high-speed transmission and power interconnection components. Long-term development is anchored on technology upgrades and product reliability management.

R&D Item	Application Domain
1.6T Optical Communication Modules, Active Optical Cables (AOC), Active Loopbacks	Data Center Switches, AI Cluster Scale-out High-speed Interconnection
800G Active Copper Cables	AI Cluster Scale-up High-speed Interconnection
PCIe Gen6 High-speed Connectors and Copper Cables	AI Servers, Hyperscale Data Centers
ORV3 AC Whip Cables, Busbar Clip Cables and Connectors, Inner Busbars	AI Cluster Power Architecture, High-Performance Computing (HPC) Power Modules
UQD Liquid-Cooling Quick Connectors	Cloud equipment cooling and server thermal management solutions.
High-Voltage & Artificial Intelligence Connectors and Wire Harnesses	Connector and harness systems designed for Artificial Intelligence applications, including AI robots, electric vehicles (EVs), agricultural machinery, and autonomous mobile robots (AMR).
IoT Modules (Sensing and Communication)	Smart Factories, Healthcare, Energy-saving Applications

3. 2025 patent achievements:

JPC’s patent portfolio spans Taiwan, the United States, China, Japan, and Europe, with a cumulative total of more than 200 patents. The scope of patented technologies includes, but is not limited to, the following areas:

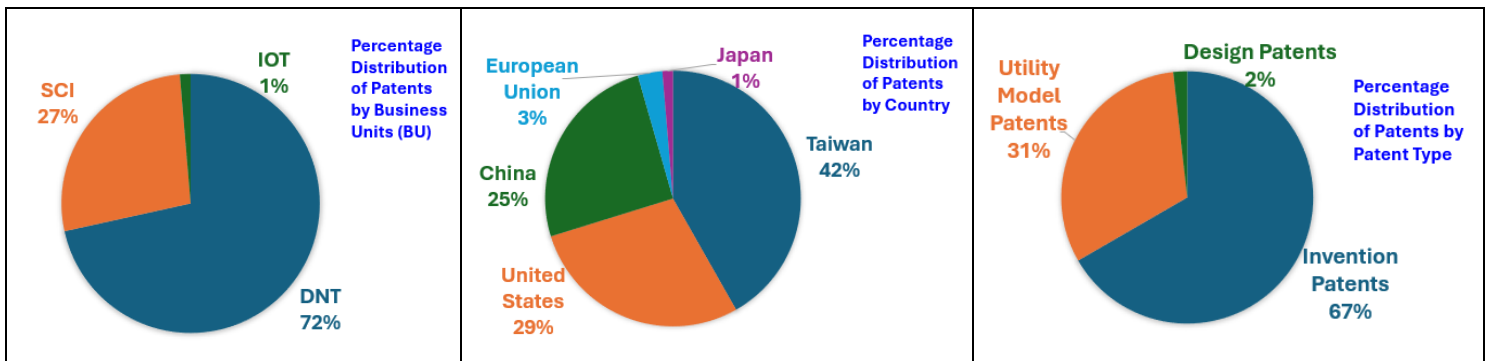
Item	Scope of Patent Coverage
1	High-speed cable assembly structural designs (including shielding structures, latching/unlatching mechanisms, and thermal dissipation structures)
2	Signal integrity–optimized PCB structural designs
3	Core high-speed optical technologies
4	High-current connector designs
5	High-frequency connector designs
6	Liquid-cooling quick connector designs

As of 2025, JPC has accumulated a total of 225 patents. The distribution by application category is as follows:

DNT: Data Networking & Telecommunications

SCI: Smart Connectivity Industry

IoT: Internet of Things



II. Overview of 2026 Business Plan

(I) Business policies:

1. Core business:

JPC will continue to focus on high-speed transmission and high-power interconnection solutions, deepening its strategic layout of critical components within the AI computing and cloud infrastructure supply chain. The main product and technology development directions include:

- High-speed optical communication modules
- Active and passive high-speed copper cables
- High-speed transmission connectors and harness systems
- High-voltage, high-current connectors and harnesses
- Liquid-cooled quick disconnect connectors (water-cooling joints)

JPC's application domains encompass AI servers, data center infrastructure, and high-performance computing (HPC), while also extending into advanced consumer electronics. The company has broadened its presence across markets such as gaming, automotive electronics, robotics, medical instruments, and industrial equipment. In recent years, JPC has further advanced into autonomous mobile robots (AMR) and artificial intelligence-driven robotics, developing specialized connectors and cables. At the same time, the company has focused on AI GPU Server Power Solutions systems and high-performance computing, dedicating its core R&D and manufacturing to critical high-voltage, high-current connectors and cables.

JPC will continue to reinforce its core research and development capabilities and product reliability management, thereby enhancing its overall competence in delivering comprehensive solutions for high-speed interconnectivity and power architectures within AI infrastructure.

2. Customer and Technology Collaboration Strategy:

- (1) Strengthen existing international customer relationships and deepen long-term cooperation with Cloud Service Providers (CSPs) and AI Compute Providers.
- (2) Proactively participate in the front-end design and verification processes of interconnection architectures with IC design companies and EDA firms, thereby strengthening technical involvement during the product specification stage and enhancing the success rate of product adoption.
- (3) Deepen engagement with Taiwan OEM/ODM customers and the Company's own brand market by providing real-time technical support and customized services, thereby increasing customer loyalty and service efficiency.

3. Global production sites:

To strengthen supply chain resilience and respond to fluctuations in regional market demand, the Company continues to optimize the configuration of its global manufacturing and sales sites. Through regional specialization and flexible capacity adjustment mechanisms, the Company reduces operational risks associated with reliance on a single region.

Region	Site	Function	
Taiwan	Zhonghe, New Taipei City	Headquarters, R&D Center, Manufacturing Base	Through global production deployment and cross-regional R&D integration, the Company will continue to enhance delivery efficiency and local service capabilities to support the rapid product iteration needs of AI and cloud customers.
China	Dongguan, Kunshan	Manufacturing Base	
Vietnam	Northern and Southern Vietnam	Manufacturing Base, approved by major customers and in mass production, with expansion flexibility	
Thailand	Bangkok, Rayong	Regional Sales Support Center, planned manufacturing base for networking products	
Japan	Tokyo	Regional Sales and Technical Support Center	
U.S.	Milpitas, California	North America Regional Sales and Technical Support Center, Rapid Prototyping Center	

(II) Sales strategies:

Strategic Direction	Key Actions	
Deepening Engagement in AI Cloud and GPU Server Power Industries	Integration of technical and business resources from U.S. subsidiary JPCPT Inc., the Japan branch, and the European office to strengthen horizontal expansion across the United States, Japan, and Europe.	Through a globalized production layout and cross-regional R&D integration, the Company will continue to enhance delivery efficiency and localized service capabilities. These efforts are designed to support the rapid product iteration requirements of AI and cloud customers, ensuring timely responsiveness and comprehensive solutions.
Enhancing Linkages with the IC and EDA Industries	Early participation in interconnect architecture design and verification stages to increase technological integration and adhesion.	
Expanding Regional Market Presence	Consolidating brand recognition in North America and reinforcing Taiwan's OEM/ODM foundation, while extending sales networks into Southeast Asia, Northeast Asia, and Europe.	
Increasing Brand Visibility	Continued participation in major international exhibitions, including DesignCon, GTC, OFC, Interop, OCP, and Computex, to strengthen global brand presence.	

(III) Production strategies:

Execution	Key Actions	
Smart Manufacturing Implementation	Promote standardized module design and integration of automated equipment to enhance production flexibility and efficiency	
Strengthening Supply Chain Resilience	Establish diversified supplier strategies and regional capacity distribution mechanisms to reduce risks of material shortages and geopolitical factors	
Demand-driven Production and Modularization	Utilize modular design to meet customization needs, expand component commonality to reduce inventory risks, while fulfilling diverse customer requirements	
Green and Sustainable Manufacturing	Introduce energy-saving processes, carbon reduction measures, and ESG management mechanisms to reinforce sustainable operational capabilities	

III. Future Development Strategies

In 2026, JPC’s development strategy will continue to revolve around its core competencies in high-speed interconnection and high-power connection solutions for AI infrastructure. Through global capacity deployment, technology upgrades, customer diversification, and strengthened sustainability governance, the Company aims to enhance long-term competitiveness and operational resilience.

(I) Global Production Line Integration and Regional Layout Optimization

To address fluctuations in AI and cloud market demand as well as geopolitical risks, the Company continues to optimize global capacity allocation and regional supply chain integration, with key initiatives including:

- Expansion of manufacturing capacity in Northern Vietnam to enhance regional production flexibility
- Planning the establishment of a networking product manufacturing base in Thailand to diversify production risks
- Strengthening North American operations by expanding warehousing, rapid prototyping, and production sites in the United States to shorten lead times and improve local service capabilities
- Enhancing supply chain resilience and delivery stability through multi-regional collaboration and flexible capacity allocation

(II) Technology Innovation and Product Upgrades

1. High-speed Transmission and High-power Product Deployment

JPC continues to invest in R&D for high-speed transmission and high-power connection technologies, focusing on next-generation AI server and data center architecture upgrade requirements. The main product directions include:

- 1.6T Optical Communication Modules
- 1.6T Active Optical Cables (AOC)
- 1.6T Active Loopbacks
- 1.6T Active Copper Cables
- PCIe Gen7 High-speed Connectors and Cables; High-voltage, High-current Connectors and Harnesses
- Liquid-cooled Quick Disconnect Connectors

By proactively aligning with next-generation high-speed transmission standards and high-density power architectures, the Company strengthens its supply capability for critical components in AI cluster interconnection and power management.

2. Silicon Photonics and Next-generation High-speed Optoelectronic Integration Technology Deployment

In response to the rapid growth of AI clusters' demand for high-speed, low-power, and high-density optical interconnection, the Company is actively deploying integrated applications and key process capabilities related to Silicon Photonics. Current technology development focuses include:

- (1) Jointly developing silicon photonics integrated products with U.S.-based AI chip companies to strengthen optoelectronic integration capabilities.
- (2) Promoting multi-channel integration architectures (2xDR4, 2xDR8, 2xFR8) for high-speed products such as 800G and 1.6T.
- (3) Developing miniaturized, low-power, multi-wavelength optical transceiver modules to meet high-density deployment requirements of AI data centers.
- (4) Developed telecom-grade miniaturized optical transceiver modules in collaboration with European telecommunications carriers.
- (5) Establishing key process capabilities such as laser bonding, optoelectronic integration, and FAU to strengthen packaging and module integration technologies.
- (6) Continuing R&D in Co-Packaged Optics (CPO) to address next-generation optoelectronic co-packaging trends.

JPC regards silicon photonics technology as a critical development direction for next-generation high-speed interconnection architectures. Through early technical engagement and joint validation with customers, the Company enhances product adoption success rates and deepens market participation.

At the same time, the Company actively promotes industry-academia collaboration, engaging in technical exchange and talent development with Professor San-Liang Lee's team at National Taiwan University of Science and Technology. By sharing research resources and establishing professional talent cultivation mechanisms, the Company strengthens expertise in silicon photonics and optoelectronic integration, deepening the foundation of key processes and module integration technologies, and reserving professional manpower for mid- to long-term technology development.

3. Customer Expansion and Application Diversification

Building upon its deep engagement in the AI and cloud markets, the Company continues to strengthen cooperation with CSPs, EDA firms, and IC design companies, while expanding into the following application areas:

- Electric Vehicles (EVs) and High-voltage Power Systems
- Energy Storage Equipment
- Internet of Things (IoT) Applications

Through diversification of customer portfolios and application domains, the Company mitigates risks associated with industry cycle fluctuations and expands long-term growth momentum.

4. Strengthening ESG Sustainability Governance

JPC has incorporated sustainable development into the core of its operational strategy and continues to promote:

- Green product design and energy-saving technology development
- Carbon reduction in production and improvements in energy efficiency
- Strengthening the operational mechanisms of the ESG Committee

By institutionalizing governance structures and managing sustainability indicators, the Company ensures that operational growth is aligned with environmental and social responsibilities.

IV. Impacts of External Competitive Environment, Regulatory Environment and Overall Business Environment

JPC remains attentive to global economic trends, industry structural shifts, and evolving policy environments, continuously assessing the potential impact of related risks on its operations. The company has established appropriate management mechanisms to safeguard long-term operational stability and sustain its competitive strength.

Aspect	Content	JPC's response strategies and actions
External Competition and Overall Business Environment	<ul style="list-style-type: none"> • Exchange rate and tariff policy fluctuations • Raw material cost volatility • Global demographic changes (declining birth rates) and rising labor costs • Intensifying competition in AI and cloud infrastructure markets 	<ol style="list-style-type: none"> 1. Focus on high value-added products such as high-speed transmission and high-power connection solutions to raise technical barriers and product differentiation. 2. Deepen market deployment in AI high-performance computing, data center interconnection, and new energy applications. 3. Facing declining birth rates and rising labor costs, the Company enhances automation and high-value product development to increase per capita productivity. In addition, the Company strengthens campus recruitment and early employment mechanisms, introduces international talent, and thereby improves organizational resilience and long-term competitiveness. 4. Strengthen cost control and supply chain management efficiency to mitigate external fluctuations.
Geopolitical and Supply Chain Restructuring Risks	Recent global supply chains face geopolitical changes, trade policy adjustments, and regional manufacturing restructuring trends, impacting cross-border manufacturing and delivery models.	<ol style="list-style-type: none"> 1. Promote multi-regional production deployment (Taiwan, China, Vietnam, Thailand, United States) to diversify single-region operational risks. 2. Strengthen local warehousing and prototyping capabilities in North America to enhance regional delivery flexibility. 3. Establish diversified supplier strategies and alternative material sourcing mechanisms to reduce risks of shortages. 4. Utilize flexible regional capacity allocation to respond to tariff and trade policy changes. <p>The Company regards supply chain resilience as a long-term operational management priority to support AI and cloud customers' high requirements for delivery timeliness and stability.</p>
Regulatory Environment and Sustainability Governance Trends	With increasingly stringent global sustainability disclosure standards and compliance requirements, corporate governance and information transparency have become key indicators for market evaluation.	<ol style="list-style-type: none"> 1. Establish a dedicated functional Sustainability Development Committee to oversee medium- and long-term ESG strategy planning and implementation. 2. Strengthen internal control systems and regulatory compliance management. 3. Enhance transparency in information disclosure and stakeholder communication mechanisms. 4. Promote energy-saving processes and green product design to reduce environmental impact of operations.

Social Responsibility and Talent Development (ESG – Social Dimension)	The Company incorporates social engagement and talent development into its sustainability governance framework.	<ol style="list-style-type: none"> 1. Collaborate with universities to cultivate industry professionals. 2. Provide equipment and technical resources to support academic research. 3. Continue investing in educational assistance and public welfare programs. 4. Support cultural, sports, and diverse social participation activities. Related activities are planned and executed under the Company’s internal management mechanisms, with specific outcomes and progress disclosed in the Sustainability Report.
-----------------------------------------------------------------------	-----------------------------------------------------------------------------------------------------------------	------------------------------------------------------------------------------------------------------------------------------------------------------------------------------------------------------------------------------------------------------------------------------------------------------------------------------------------------------------------------------------------------------------------------------------------------------------------------------------------------------------------------------------------------------------------

V. Conclusion

Facing global supply chain restructuring and the continuous upgrading of AI infrastructure, the Company will continue to optimize capacity deployment in North America and Southeast Asia. Through multi-regional collaboration and flexible allocation mechanisms, the Company enhances delivery efficiency and supply chain resilience.

We focus on AI servers and cluster interconnection architectures, deepening cooperation with CSPs, AI computing power providers, EDA firms, and key chip companies. At the same time, the Company actively deploys silicon photonics and next-generation high-speed optoelectronic integration technologies, driving the development of 1.6T and higher-speed products, thereby strengthening core competencies in high-speed transmission and high-power connection.

On the foundation of advancing both technology and capacity, the Company continues to expand into new energy, automotive, and smart application markets, supporting long-term growth momentum with high value-added product portfolios.

The Company will continue to build on innovation as our foundation, governance as our cornerstone, and sustainability as our guiding direction. Under prudent and sound management, we will carefully seize opportunities arising from industrial upgrades and continue to enhance the Company’s long-term enterprise value.

Chairman : Shu-Mei Chang

General Manager : Wei-San Chang

Accounting Supervisor : Chih-Ping Cheng

Audit Report of the Audit Committee

The Company has prepared the Individual Financial Statements, Consolidated Financial Statements, Earnings Distribution Table, and Business Report for the year of 2025. The Reports with unqualified opinions issued by PwC Taiwan separately have been reviewed by us, the Audit Committee, and there is no discrepancy in our opinion, and we issue the Review Report in accordance with Article 14-4 of the Securities and Exchange Act and Article 219 of the Company Act. Please check the Report.

Sincerely,

JPC connectivity Inc.

2026 Annual Shareholders' Meeting

Audit Committee member : Chih-Feng Lin

March 6, 2026

Audit Report of the Audit Committee

The Company has prepared the Individual Financial Statements, Consolidated Financial Statements, Earnings Distribution Table, and Business Report for the year of 2025. The Reports with unqualified opinions issued by PwC Taiwan separately have been reviewed by us, the Audit Committee, and there is no discrepancy in our opinion, and we issue the Review Report in accordance with Article 14-4 of the Securities and Exchange Act and Article 219 of the Company Act. Please check the Report.

Sincerely,

JPC connectivity Inc.

2026 Annual Shareholders' Meeting

Audit Committee member : Shu-Ling Wang

March 6, 2026

Audit Report of the Audit Committee

The Company has prepared the Individual Financial Statements, Consolidated Financial Statements, Earnings Distribution Table, and Business Report for the year of 2025. The Reports with unqualified opinions issued by PwC Taiwan separately have been reviewed by us, the Audit Committee, and there is no discrepancy in our opinion, and we issue the Review Report in accordance with Article 14-4 of the Securities and Exchange Act and Article 219 of the Company Act. Please check the Report.

Sincerely,

JPC connectivity Inc.

2026 Annual Shareholders' Meeting

Audit Committee member : Wei-Chu Hsu

March 6, 2026

Audit Report of the Audit Committee

The Company has prepared the Individual Financial Statements, Consolidated Financial Statements, Earnings Distribution Table, and Business Report for the year of 2025. The Reports with unqualified opinions issued by PwC Taiwan separately have been reviewed by us, the Audit Committee, and there is no discrepancy in our opinion, and we issue the Review Report in accordance with Article 14-4 of the Securities and Exchange Act and Article 219 of the Company Act. Please check the Report.

Sincerely,

JPC connectivity Inc.

2026 Annual Shareholders' Meeting

Audit Committee member : Yen-Ping Chi

March 6, 2026

Directors' Remuneration Table

2025 ; Unit: NT\$ thousand ; Thousand shares

Title	Name	Compensation Paid to Directors								The total of four items (A~D) and their proportion to the net income after tax				Compensation for acting as adjunct employee								The total of seven items (A~G) and their proportion to the net income after tax				Compensation from Invested Companies Other than Subsidiaries or the Parent Company
		Bonus (A)		Pension (B)		Compensation (C)		Business Operating Expenses (D) (Note 2)		The Company	All Companies in Consolidated Financial Statements			Compensation and Special Allowance (E)		Pension (F)		Bonus (G) (Note 1)				The Company	All Companies in Consolidated Financial Statements			
		The Company	All Companies in Consolidated Financial Statements	The Company	All Companies in Consolidated Financial Statements	The Company	All Companies in Consolidated Financial Statements	The Company	All Companies in Consolidated Financial Statements		The Company	All Companies in Consolidated Financial Statements	The Company	All Companies in Consolidated Financial Statements	The Company	All Companies in Consolidated Financial Statements	Cash	Share	Cash	Share	The Company		All Companies in Consolidated Financial Statements			
Chairman	Shu-Mei Chang	-	-	-	-	880	880	105	105	985	0.09%	985	0.09%	5,850	5,850	-	-	2,025	-	2,025	-	8,860	0.84%	8,860	0.84%	-
Vice Chairman	Cin-Chih Jiang	-	-	-	-	880	880	90	90	970	0.09%	970	0.09%	-	-	-	-	-	-	-	-	970	0.09%	970	0.09%	-
Director	Ming-Kung Yang	-	-	-	-	880	880	90	90	970	0.09%	970	0.09%	-	-	-	-	-	-	-	-	970	0.09%	970	0.09%	-
Director	Yu-Ling Tsai	-	-	-	-	880	880	60	60	940	0.09%	940	0.09%	-	-	-	-	-	-	-	-	940	0.09%	940	0.09%	-
Director	Ming-Hsiang Cheng	-	-	-	-	880	880	90	90	970	0.09%	970	0.09%	-	-	-	-	-	-	-	-	970	0.09%	970	0.09%	-
Independent Director	Jing-Hua He(Note 3)	-	-	-	-	-	-	45	45	45	-	45	-	-	-	-	-	-	-	-	-	45	-	45	-	-
Independent Director	Li-Chih Lo (Note 4)	-	-	-	-	-	-	30	30	30	-	30	-	-	-	-	-	-	-	-	-	30	-	30	-	-
Independent Director	Chih-Feng Lin	-	-	-	-	880	880	105	105	985	0.09%	985	0.09%	-	-	-	-	-	-	-	-	985	0.09%	985	0.09%	-
Independent Director	Shu-Ling Wang	-	-	-	-	880	880	135	135	1,015	0.10%	1,015	0.10%	-	-	-	-	-	-	-	-	1,015	0.10%	1,015	0.10%	-
Independent Director	Wei-Chu Hsu (Note 5)	-	-	-	-	880	880	60	60	940	0.09%	940	0.09%	-	-	-	-	-	-	-	-	940	0.09%	940	0.09%	-
Independent Director	Yen-Ping Chi (Note 6)	-	-	-	-	880	880	75	75	955	0.09%	955	0.09%	-	-	-	-	-	-	-	-	955	0.09%	955	0.09%	-

Aside from the disclosures above, the compensation the directors received in the most recent fiscal year for services rendered to all companies within the financial report (such as serving as consultants): None.

Note 1: The 2025 bonus for employees and directors has been approved by the Board of Directors on March 6, 2026 and it is the proposed distribution amount.

Note 2: Business Operating Expenses include compensation for concurrently serving as a member of the Compensation Committee prior to the re-election on May 27, 2025.

Note 3: The former Independent Director Jing-Hua He retired on May 27, 2025.

Note 4: The former Independent Director Li-Chih Lo retired on May 27, 2025.

Note 5: Independent Director Wei-Chu Hsu was newly elected on May 27, 2025.

Note 6: Independent Director Yen-Ping Chi was newly elected on May 27, 2025.

Note 7: Please explain the independent director compensation policy, system, standard, and structure, and the connection between the amount of compensation and the considered factors such as their job responsibilities, risks, and working time:

The compensation to the directors is determined by the Board in accordance with the Company's Articles of Association, taking into account the degree of participation in and the contribution to the Company's operations. If the Company makes a profit, the Board shall determine the amount of compensation to directors in accordance with the Company's Articles of Association. The independent directors are members of the Audit Committee and mainly receive compensation and travel expenses.

**JPC connectivity Inc.
Independent Auditor’s Report and Parent Company Only
Financial Statements**

To the Board of Directors and Stockholders of JPC connectivity Inc.

INDEPENDENT AUDITORS’ REPORT TRANSLATED FROM CHINESE

Opinion

We have audited the accompanying parent company only balance sheets of JPC Connectivity Inc. (the “Company”) as at December 31, 2025 and 2024, and the related parent company only statements of comprehensive income, of changes in equity and of cash flows for the years then ended, and notes to the parent company only financial statements, including a summary of material accounting policies.

In our opinion, based on our audits and the reports of other auditors (refer to the *Other matter* section), the accompanying parent company only financial statements present fairly, in all material respects, the financial position of the Company as at December 31, 2025 and 2024, and its financial performance and its cash flows for the years then ended in accordance with the Regulations Governing the Preparation of Financial Reports by Securities Issuers.

Basis for opinion

We conducted our audits in accordance with the Regulations Governing Financial Statement Audit and Attestation Engagements of Certified Public Accountants and Standards on Auditing of the Republic of China. Our responsibilities under those standards are further described in the Auditors’ responsibilities for the audit of the parent company only financial statements section of our report. We are independent of the Company in accordance with the Norm of Professional Ethics for Certified Public Accountant of the Republic of China, and we have fulfilled our other ethical responsibilities in accordance with these requirements. Based on our audits and the reports of other auditors, we believe that the audit evidence we have obtained is sufficient and appropriate to provide a basis for our opinion.

Key audit matters

Key audit matters are those matters that, in our professional judgment, were of most significance in our audit of the Company's 2025 parent company only financial statements. These matters were addressed in the context of our audit of the parent company only financial statements as a whole and, in forming our opinion thereon, we do not provide a separate opinion on these matters.

Key audit matters for the Company's 2025 parent company only financial statements are stated as follows:

Appropriateness of cut-off on sales revenue

Description

For the accounting policy on revenue recognition, refer to Note 4(29).

The Company's sales mainly arise from manufacturing and sales of electronic components and the Company is primarily engaged in international sales. The revenue from international sales is recognized based on the transaction terms with customers. As there are a large number of customers, sales areas and transaction terms, we considered the cut-off on sales revenue as a key audit matter.

How our audit addressed the matter

We performed the following audit procedures on the above key audit matter:

1. Obtained an understanding of the transaction terms of sales revenue and tested the internal controls over the recognition of sales revenue.
2. Selected samples of supporting documents used in revenue recognition, including verifying orders, delivery orders and other relevant documents to evaluate the appropriateness of the cut-off on revenue.
3. Performed cut-off test on sales transactions for a certain period before and after the end of the reporting period to assess the appropriateness of the cut-off on sales revenues.

Valuation of inventories

Description

Refer to Notes 4(13) and (14) for accounting policy on inventory valuation and investment accounted for under the equity method, Note 5(2) for uncertainty of accounting estimates and assumptions in relation to inventory valuation, and Notes 6(6) and (7) for details of inventories. As at December 31, 2025, the Company's inventories and allowance for inventory valuation losses were NT\$281,933 thousand and NT\$21,050 thousand, respectively. As at December 31, 2025, the balances of inventories and allowance for inventory valuation losses in the consolidated financial statements amounted to NT\$900,855 thousand and NT\$84,101 thousand, respectively.

The Company and its subsidiaries are primarily engaged in the manufacture and sales of electronic components. As the electronic products' life cycles are relatively short and the market is highly competitive, there is a higher risk of incurring inventory valuation losses or having obsolete inventory. The Company and its subsidiaries' inventory are stated at the lower of cost and net realisable value, and the net realisable value of inventories over a certain age and individually identified as obsolete is evaluated based on the historical data on inventory clearance and discounts. The allowance for inventory valuation losses is presented under "inventories" and "investment accounted for using equity method" in the parent company financial statements.

The Company and its subsidiaries operate in an environment characterised by rapidly changing technology and the calculation of the net realisable value of obsolete inventories involves subjective judgment, which would result in a high degree of estimation uncertainty. Given that the inventory and allowance for inventory valuation losses are material to the financial statements, we considered the assessment of allowance for inventory valuation losses a key audit matter.

How our audit addressed the matter

We performed the following audit procedures on the above key audit matter:

1. Obtained an understanding of the Company's operations and industry. Assessed the reasonableness of the policies and procedures used to recognize allowance for inventory valuation losses.
2. Obtained the report on net realisable value of each inventory item and checked whether the calculation logic was applied consistently to each inventory item.
3. Verified the appropriateness of system logic used in the inventory aging reports which management used to assess inventories to confirm whether the information on the reports is consistent with its policies.
4. Discussed with management the estimated net realisable value of inventory items aged over a certain period and individually identified as obsolete and damaged, obtained and corroborated against supporting documents and recalculated the allowance provision.

Other matter - Reference to the audits of other auditors

We did not audit the financial statements of certain investments accounted for under the equity method which were audited by other auditors. Therefore, our opinion expressed herein, insofar as it relates to the amounts included in the financial statements and the information disclosed in Note 13 in respect of these companies, is based solely on the reports of the other auditors. The balance of these investments accounted for under the equity method amounted to NT\$1,121,832 thousand and NT\$797,633 thousand, constituting 13% and 10% of the total assets as at December 31, 2025 and 2024, respectively, and the comprehensive income recognized from these investments accounted for under the equity method amounted to NT\$149,229 thousand and NT\$98,244 thousand, constituting 10% and 7% of the total comprehensive income for the years then ended, respectively.

Responsibilities of management and those charged with governance for the financial statements

Management is responsible for the preparation and fair presentation of the parent company only financial statements in accordance with the Regulations Governing the Preparation of Financial Reports by Securities Issuers, and for such internal control as management determines is necessary to enable the preparation of parent company only financial statements that are free from material misstatement, whether due to fraud or error.

In preparing the parent company only financial statements, management is responsible for assessing the Company's ability to continue as a going concern, disclosing, as applicable, matters related to going concern and using the going concern basis of accounting unless management either intends to liquidate the Company or to cease operations, or has no realistic alternative but to do so.

Those charged with governance, including the audit committee, are responsible for overseeing the Company's financial reporting process.

Auditors' responsibilities for the audit of the financial statements

Our objectives are to obtain reasonable assurance about whether the parent company only financial statements as a whole are free from material misstatement, whether due to fraud or error, and to issue an auditors' report that includes our opinion. Reasonable assurance is a high level of assurance, but is not a guarantee that an audit conducted in accordance with the Standards on Auditing of the Republic of China will always detect a material misstatement when it exists. Misstatements can arise from fraud or error and are considered material if, individually or in the aggregate, they could reasonably be expected to influence the economic decisions of users taken on the basis of these parent company only financial statements.

As part of an audit in accordance with the Standards on Auditing of the Republic of China, we exercise professional judgment and professional skepticism throughout the audit. We also:

1. Identify and assess the risks of material misstatement of the parent company only financial statements, whether due to fraud or error, design and perform audit procedures responsive to those risks, and obtain audit evidence that is sufficient and appropriate to provide a basis for our opinion. The risk of not detecting a material misstatement resulting from fraud is higher than for one resulting from error, as fraud may involve collusion, forgery, intentional omissions, misrepresentations, or the override of internal control.
2. Obtain an understanding of internal control relevant to the audit in order to design audit procedures that are appropriate in the circumstances, but not for the purpose of expressing an opinion on the effectiveness of the Company's internal control.
3. Evaluate the appropriateness of accounting policies used and the reasonableness of accounting estimates and related disclosures made by management.
4. Conclude on the appropriateness of management's use of the going concern basis of accounting and, based on the audit evidence obtained, whether a material uncertainty exists related to events or conditions that may cast significant doubt on the Company's ability to continue as a going concern. If we conclude that a material uncertainty exists, we are required to draw attention in our auditors' report to the related disclosures in the parent company only financial statements or, if such disclosures are inadequate, to modify our opinion. Our conclusions are based on the audit evidence obtained up to the date of our auditors' report. However, future events or conditions may cause the Company to cease to continue as a going concern.

5. Evaluate the overall presentation, structure and content of the parent company only financial statements, including the disclosures, and whether the parent company only financial statements represent the underlying transactions and events in a manner that achieves fair presentation.
6. Obtain sufficient appropriate audit evidence regarding the financial information of the entities or business activities within the Company to express an opinion on the parent company only financial statements. We are responsible for the direction, supervision and performance of the audit. We remain solely responsible for our audit opinion.

We communicate with those charged with governance regarding, among other matters, the planned scope and timing of the audit and significant audit findings, including any significant deficiencies in internal control that we identify during our audit.

We also provide those charged with governance with a statement that we have complied with relevant ethical requirements regarding independence, and to communicate with them all relationships and other matters that may reasonably be thought to bear on our independence, and where applicable, related safeguards.

From the matters communicated with those charged with governance, we determine those matters that were of most significance in the audit of the parent company only financial statements of the current period and are therefore the key audit matters. We describe these matters in our auditors' report unless law or regulation precludes public disclosure about the matter or when, in extremely rare circumstances, we determine that a matter should not be communicated in our report because the adverse consequences of doing so would reasonably be expected to outweigh the public interest benefits of such communication.

Wu, Jen-Chieh

Lin, Ya-Hui

For and on Behalf of PricewaterhouseCoopers, Taiwan

March 6, 2026

The accompanying parent company only financial statements are not intended to present the financial position and results of operations and cash flows in accordance with accounting principles generally accepted in countries and jurisdictions other than the Republic of China. The standards, procedures and practices in the Republic of China governing the audit of such financial statements may differ from those generally accepted in countries and jurisdictions other than the Republic of China. Accordingly, the accompanying parent company only financial statements and independent auditors' report are not intended for use by those who are not informed about the accounting principles or auditing standards generally accepted in the Republic of China, and their applications in practice.

As the financial statements are the responsibility of the management, PricewaterhouseCoopers cannot accept any liability for the use of, or reliance on, the English translation or for any errors or misunderstandings that may derive from the translation.

JPC CONNECTIVITY INC.
PARENT COMPANY ONLY BALANCE SHEETS
DECEMBER 31, 2025 AND 2024
(Expressed in thousands of New Taiwan dollars)

Assets	Notes	December 31, 2025		December 31, 2024		
		AMOUNT	%	AMOUNT	%	
Current assets						
1100	Cash and cash equivalents	6(1)	\$ 935,628	11	\$ 786,019	10
1110	Current financial assets at fair value through profit or loss	6(2)	700	-	10,930	-
1120	Current financial assets at fair value through other comprehensive income	6(3)	557,850	6	290,495	4
1136	Current financial assets at amortised cost	6(4) and 8	370,000	4	985,455	12
1170	Accounts receivable	6(5) and 7	1,349,464	16	911,365	11
1200	Other receivables	7	169,092	2	121,424	2
130X	Inventory	6(6)	260,883	3	214,731	3
1410	Prepayments	7	13,335	-	28,175	-
11XX	Total current assets		<u>3,656,952</u>	<u>42</u>	<u>3,348,594</u>	<u>42</u>
Non-current assets						
1510	Non-current financial assets at fair value through profit or loss	6(2)	160,321	2	30,697	1
1517	Non-current financial assets at fair value through other comprehensive income	6(3)	116,757	1	99,183	1
1550	Investments accounted for under equity method	6(7)	4,058,517	47	3,763,394	47
1600	Property, plant and equipment	6(8) and 8	610,415	7	639,507	8
1755	Right-of-use assets	6(9)	16,000	-	22,056	-
1760	Investment property	6(10) and 8	73,431	1	17,437	-
1780	Intangible assets	6(11)	8,025	-	7,794	-
1840	Deferred income tax assets	6(22)	11,081	-	5,750	-
1900	Other non-current assets	6(14) and 8	34,077	-	39,654	1
15XX	Total non-current assets		<u>5,088,624</u>	<u>58</u>	<u>4,625,472</u>	<u>58</u>
1XXX	Total assets		<u>\$ 8,745,576</u>	<u>100</u>	<u>\$ 7,974,066</u>	<u>100</u>

(Continued)

JPC CONNECTIVITY INC.
PARENT COMPANY ONLY BALANCE SHEETS
DECEMBER 31, 2025 AND 2024
(Expressed in thousands of New Taiwan dollars)

	Liabilities and Equity	Notes	December 31, 2025		December 31, 2024	
			AMOUNT	%	AMOUNT	%
Current liabilities						
2130	Current contract liabilities	6(19)	\$ 22,581	-	\$ 23,533	-
2170	Accounts payable		445,081	5	489,751	6
2180	Accounts payable - related parties	7	1,792,884	20	1,528,101	19
2200	Other payables	6(13)	248,150	3	338,795	4
2220	Other payables - related parties	7	58,684	1	61,660	1
2230	Current income tax liabilities	6(22)	142,983	2	107,230	2
2280	Current lease liabilities		8,793	-	7,845	-
2399	Other current liabilities		1,639	-	1,738	-
21XX	Total current liabilities		<u>2,720,795</u>	<u>31</u>	<u>2,558,653</u>	<u>32</u>
Non-current liabilities						
2530	Bonds payable	6(12)	960,490	11	938,750	12
2570	Deferred income tax liabilities	6(22)	33,745	1	49,474	1
2580	Non-current lease liabilities		7,706	-	14,571	-
25XX	Total non-current liabilities		<u>1,001,941</u>	<u>12</u>	<u>1,002,795</u>	<u>13</u>
2XXX	Total liabilities		<u>3,722,736</u>	<u>43</u>	<u>3,561,448</u>	<u>45</u>
Equity						
	Share capital	6(15)				
3110	Common stock		1,220,859	14	1,220,859	15
	Capital surplus	6(16)				
3200	Capital surplus		437,097	5	437,097	5
	Retained earnings	6(17)				
3310	Legal reserve		762,268	9	650,914	8
3320	Special reserve		11,134	-	233,667	3
3350	Unappropriated retained earnings		2,320,040	26	1,881,214	24
	Other equity interest	6(18)				
3400	Other equity interest		271,442	3	(11,133)	-
3XXX	Total equity		<u>5,022,840</u>	<u>57</u>	<u>4,412,618</u>	<u>55</u>
	Significant events after the balance sheet date	11				
3X2X	Total liabilities and equity		<u>\$ 8,745,576</u>	<u>100</u>	<u>\$ 7,974,066</u>	<u>100</u>

The accompanying notes are an integral part of these parent company only financial statements.

JPC CONNECTIVITY INC.
PARENT COMPANY ONLY STATEMENTS OF COMPREHENSIVE INCOME
YEARS ENDED DECEMBER 31, 2025 AND 2024
(Expressed in thousands of New Taiwan dollars, except for earnings per share amount)

		Year ended December 31					
Items		Notes	2025		2024		
			AMOUNT	%	AMOUNT	%	
4000	Operating revenue	6(19) and 7	\$ 4,948,862	100	\$ 4,463,660	100	
5000	Operating costs	6(6)(21) and 7	(3,318,532)	(67)	(3,050,863)	(68)	
5900	Net operating margin		<u>1,630,330</u>	<u>33</u>	<u>1,412,797</u>	<u>32</u>	
Operating expenses		6(21)					
6100	Selling expenses		(272,701)	(5)	(302,522)	(7)	
6200	General and administrative expenses		(174,168)	(4)	(178,028)	(4)	
6300	Research and development expenses		(143,075)	(3)	(152,310)	(3)	
6450	Impairment gain		-	-	740	-	
6000	Total operating expenses		<u>(589,944)</u>	<u>(12)</u>	<u>(632,120)</u>	<u>(14)</u>	
6900	Operating profit		<u>1,040,386</u>	<u>21</u>	<u>780,677</u>	<u>18</u>	
Non-operating income and expenses							
7100	Interest income		22,954	-	30,269	-	
7010	Other income	6(3)	23,781	1	33,656	1	
7020	Other gains and losses	6(20)	(87,249)	(2)	93,358	2	
7050	Finance costs		(22,206)	-	(36,792)	(1)	
7070	Share of profit of associates and joint ventures accounted for under equity method	6(7)	<u>287,974</u>	<u>6</u>	<u>343,661</u>	<u>8</u>	
7000	Total non-operating income and expenses		<u>225,254</u>	<u>5</u>	<u>464,152</u>	<u>10</u>	
7900	Profit before income tax		<u>1,265,640</u>	<u>26</u>	<u>1,244,829</u>	<u>28</u>	
7950	Income tax expense	6(22)	(206,922)	(4)	(184,185)	(4)	
8200	Profit for the year		<u>\$ 1,058,718</u>	<u>22</u>	<u>\$ 1,060,644</u>	<u>24</u>	
Other comprehensive income							
Components of other comprehensive income that will not be reclassified to profit or loss							
8311	Actuarial gains on defined benefit plan	6(14)	\$ 2,395	-	\$ 2,060	-	
8316	Unrealized gains on financial assets at fair value through other comprehensive income	6(3)(18)	409,406	8	37,544	1	
8330	Share of other comprehensive income of associates and joint ventures accounted for under equity method, components of other comprehensive income that will not be reclassified to profit or loss	6(18)	2,851	-	167,098	3	
8349	Income tax related to components of other comprehensive income that will not be reclassified to profit or loss	6(22)	(479)	-	(412)	-	
8310	Other comprehensive income that will not be reclassified to profit or loss		<u>414,173</u>	<u>8</u>	<u>206,290</u>	<u>4</u>	
Components of other comprehensive income that will be reclassified to profit or loss							
8361	Financial statements translation differences of foreign operations	6(18)	(2,461)	-	80,066	2	
8380	Share of other comprehensive (loss) income of associates and joint ventures accounted for under equity method	6(18)	(5,607)	-	142	-	
8360	Other comprehensive (loss) income that will be reclassified to profit or loss		<u>(8,068)</u>	<u>-</u>	<u>80,208</u>	<u>2</u>	
8300	Total other comprehensive income for the year		<u>\$ 406,105</u>	<u>8</u>	<u>\$ 286,498</u>	<u>6</u>	
8500	Total comprehensive income for the year		<u>\$ 1,464,823</u>	<u>30</u>	<u>\$ 1,347,142</u>	<u>30</u>	
Earnings per share (in dollars)		6(23)					
9750	Basic earnings per share		<u>\$ 8.67</u>		<u>\$ 8.69</u>		
9850	Diluted earnings per share		<u>\$ 8.30</u>		<u>\$ 8.55</u>		

The accompanying notes are an integral part of these parent company only financial statements.

JPC CONNECTIVITY INC.
PARENT COMPANY ONLY STATEMENTS OF CHANGES IN EQUITY
YEARS ENDED DECEMBER 31, 2025 AND 2024
(Expressed in thousands of New Taiwan dollars)

	Notes	Capital Reserves			Retained Earnings			Other Equity Interest		Total equity	
		Share capital - common stock	Total capital surplus, additional paid-in capital	Capital surplus, share options	Capital surplus from treasury stock transactions	Legal reserve	Special reserve	Unappropriated retained earnings	Financial statements translation differences of foreign operations		Unrealised gains (losses) from financial assets measured at fair value through other comprehensive income
<u>Year ended December 31, 2024</u>											
Balance at January 1, 2024		\$ 1,220,859	\$ 259,729	\$ -	\$ 12,839	\$ 585,160	\$ 256,966	\$ 1,249,636	(\$ 213,784)	(\$ 19,883)	\$ 3,351,522
Profit for the year		-	-	-	-	-	-	1,060,644	-	-	1,060,644
Other comprehensive income	6(18)	-	-	-	-	-	-	1,648	80,208	204,642	286,498
Total comprehensive income		-	-	-	-	-	-	1,062,292	80,208	204,642	1,347,142
Appropriations of 2023 earnings:	6(17)										
Legal reserve		-	-	-	-	65,754	-	(65,754)	-	-	-
Reversal of special reserve		-	-	-	-	-	(23,299)	23,299	-	-	-
Cash dividends		-	-	-	-	-	-	(439,509)	-	-	(439,509)
Cash dividends from capital surplus	6(17)	-	(73,252)	-	-	-	-	-	-	-	(73,252)
Proceeds from issuance of bonds	6(12)	-	-	237,781	-	-	-	-	-	-	237,781
Disposal of financial assets at fair value through other comprehensive income	6(3)(18)	-	-	-	-	-	-	44,721	-	(44,721)	-
Disposal of financial assets at fair value through other comprehensive income from subsidiaries	6(18)	-	-	-	-	-	-	17,595	-	(17,595)	-
Changes in ownership interests in subsidiaries		-	-	-	-	-	-	(11,066)	-	-	(11,066)
Balance at December 31, 2024		\$ 1,220,859	\$ 186,477	\$ 237,781	\$ 12,839	\$ 650,914	\$ 233,667	\$ 1,881,214	(\$ 133,576)	\$ 122,443	\$ 4,412,618
<u>Year ended December 31, 2025</u>											
Balance at January 1, 2025		\$ 1,220,859	\$ 186,477	\$ 237,781	\$ 12,839	\$ 650,914	\$ 233,667	\$ 1,881,214	(\$ 133,576)	\$ 122,443	\$ 4,412,618
Profit for the year		-	-	-	-	-	-	1,058,718	-	-	1,058,718
Other comprehensive income (loss)	6(18)	-	-	-	-	-	-	1,916	(8,068)	412,257	406,105
Total comprehensive income		-	-	-	-	-	-	1,060,634	(8,068)	412,257	1,464,823
Appropriations of 2024 earnings:	6(17)										
Legal reserve		-	-	-	-	111,354	-	(111,354)	-	-	-
Reversal of special reserve		-	-	-	-	-	(222,533)	222,533	-	-	-
Cash dividends		-	-	-	-	-	-	(854,601)	-	-	(854,601)
Disposal of financial assets at fair value through other comprehensive income	6(3)(18)	-	-	-	-	-	-	128,514	-	(128,514)	-
Disposal of financial assets at fair value through other comprehensive income from subsidiaries	6(18)	-	-	-	-	-	-	(6,900)	-	6,900	-
Balance at December 31, 2025		\$ 1,220,859	\$ 186,477	\$ 237,781	\$ 12,839	\$ 762,268	\$ 11,134	\$ 2,320,040	(\$ 141,644)	\$ 413,086	\$ 5,022,840

The accompanying notes are an integral part of these parent company only financial statements.

JPC CONNECTIVITY INC.
PARENT COMPANY ONLY STATEMENTS OF CASH FLOWS
YEARS ENDED DECEMBER 31, 2025 AND 2024
(Expressed in thousands of New Taiwan dollars)

	Notes	Year ended December 31	
		2025	2024
CASH FLOWS FROM OPERATING ACTIVITIES			
Profit before tax		\$ 1,265,640	\$ 1,244,829
Adjustments			
Adjustments to reconcile profit (loss)			
Depreciation	6(21)	52,015	43,295
Amortisation	6(11)(21)	3,635	5,663
Impairment gain	12(2)	-	(740)
Net loss (gain) on financial assets or liabilities at fair value through profit or loss	6(2)(20)	6,711	(22,675)
Interest expense		22,206	36,792
Interest income		(22,954)	(30,269)
Dividend income	6(3)	(19,197)	(15,300)
Share of profit of associates and joint ventures accounted for under equity method	6(7)	287,974	(343,661)
Gain on disposal of property, plant and equipment	6(20)	(5)	(55,368)
Gain on disposal of investments	6(7)(20)	(297)	-
Gain on disposal of subsidiary	6(7)(20)	(996)	-
Changes in operating assets and liabilities			
Changes in operating assets			
Financial assets or liabilities at fair value through profit or loss		(126,105)	8,943
Accounts receivable		(438,099)	(114,509)
Other receivables		60,454	220,612
Inventory		(46,152)	(49,054)
Prepayments		14,840	24,806
Other non-current assets		(244)	(235)
Changes in operating liabilities			
Current contract liabilities		(952)	18,180
Accounts payable		(44,670)	41,644
Accounts payable - related parties		264,783	236,219
Other payables		(74,843)	(32,133)
Other payables - related parties		(2,976)	1,582
Other current liabilities		(99)	(1,278)
Cash inflow generated from operations		624,721	1,217,343
Interest received		22,954	30,237
Interest paid		(466)	(3,774)
Income tax paid		(192,708)	(184,039)
Net cash flows from operating activities		<u>454,501</u>	<u>1,059,767</u>
CASH FLOWS FROM INVESTING ACTIVITIES			
Acquisition of financial assets at fair value through other comprehensive income		(145,530)	(189,632)
Proceeds from disposal of financial assets at fair value through other comprehensive income	6(3)	270,007	79,546
Decrease (increase) in financial assets at amortized cost		615,455	(770,485)
Dividends received	6(3)	19,197	15,300
Proceeds from capital reduction of investments accounted for under equity method		74,130	-
Acquisition of investments accounted for under equity method		(193,325)	(124,478)
Acquisition of property, plant and equipment	6(24)	(77,892)	(414,544)
Proceeds from disposal of property, plant and equipment		144	175,355
Acquisition of intangible assets	6(11)	(3,428)	(8,140)
Decrease (increase) in refundable deposits		230	(4,099)
Acquisition of other non-current assets		(853)	(9,018)
Net cash flows from (used in) investing activities		<u>558,135</u>	<u>(1,250,195)</u>
CASH FLOWS FROM FINANCING ACTIVITIES			
Increase in short-term borrowings	6(25)	-	1,161,000
Decrease in short-term borrowings	6(25)	-	(1,261,000)
Payment of lease liabilities	6(25)	(8,426)	(7,659)
Decrease in guarantee deposits received		-	(150)
Cash dividends paid	6(17)	(854,601)	(439,509)
Cash dividends from capital surplus	6(17)	-	(73,252)
Proceeds from issuance of bonds	6(25)	-	1,168,966
Net cash flows (used in) from financing activities		<u>863,027</u>	<u>548,396</u>
Net increase in cash and cash equivalents		149,609	357,968
Cash and cash equivalents at beginning of year		786,019	428,051
Cash and cash equivalents at end of year		<u>\$ 935,628</u>	<u>\$ 786,019</u>

The accompanying notes are an integral part of these parent company only financial statements.

JPC connectivity Inc.
Independent Auditor’s Report and Consolidated Financial Statements

INDEPENDENT AUDITORS’ REPORT TRANSLATED FROM CHINESE

To the Board of Directors and Shareholders of JPC connectivity Inc.

Opinion

We have audited the accompanying consolidated balance sheets of JPC Connectivity Inc. and subsidiaries (the “Group”) as at December 31, 2025 and 2024, and the related consolidated statements of comprehensive income, of changes in equity and of cash flows for the years then ended, and notes to the consolidated financial statements, including a summary of material accounting policies.

In our opinion, based on our audits and the reports of other auditors (refer to the *Other matter* section), the accompanying consolidated financial statements present fairly, in all material respects, the consolidated financial position of the Group as at December 31, 2025 and 2024, and its consolidated financial performance and its consolidated cash flows for the years then ended in accordance with the Regulations Governing the Preparation of Financial Reports by Securities Issuers and the International Financial Reporting Standards, International Accounting Standards, IFRIC Interpretations, and SIC Interpretations that came into effect as endorsed by the Financial Supervisory Commission.

Basis for opinion

We conducted our audits in accordance with the Regulations Governing Financial Statement Audit and Attestation Engagements of Certified Public Accountants and Standards on Auditing of the Republic of China. Our responsibilities under those standards are further described in the Auditors' responsibilities for the audit of the consolidated financial statements section of our report. We are independent of the Group in accordance with the Norm of Professional Ethics for Certified Public Accountant of the Republic of China, and we have fulfilled our other ethical responsibilities in accordance with these requirements. We believe that the audit evidence we have obtained is sufficient and appropriate to provide a basis for our opinion.

Key audit matters

Key audit matters are those matters that, in our professional judgment, were of most significance in our audit of the Group's 2025 consolidated financial statements. These matters were addressed in the context of our audit of the consolidated financial statements as a whole and, in forming our opinion thereon, we do not provide a separate opinion on these matters.

Key audit matters for the Group's 2025 consolidated financial statements are stated as follows:

Appropriateness of cut-off on sales revenue

Description

For the accounting policy on revenue recognition, refer to Note 4(30).

The Group's sales mainly arise from manufacturing and sales of electronic components and the Group is primarily engaged in international sales. The revenue from international sales is recognised based on the transaction terms with customers. As there are a large number of customers, sales areas and transaction terms, we considered the cut-off on sales revenue as a key audit matter.

How our audit addressed the matter

We performed the following audit procedures on the above key audit matter:

1. Obtained an understanding of the transaction terms of sales revenue and tested the internal control over the recognition of sales revenue.
2. Selected samples of supporting documents used in revenue recognition, including verifying orders, delivery orders and other relevant documents to evaluate the appropriateness of the cut-off on revenue.
3. Performed cut-off test on sales transactions for a certain period before and after the balance sheet date to assess the appropriateness of the cut-off on sales revenues.

Valuation of inventories

Description

Refer to Note 4(14) for accounting policy on inventory valuation, Note 5(2) for uncertainty of accounting estimates and assumptions in relation to inventory valuation, and Note 6(6) for details of inventories. As at December 31, 2025, the Company's inventories and loss allowance were NT\$900,855 thousand and NT\$84,101 thousand, respectively.

The Group is primarily engaged in the manufacture and sales of electronic components. As the electronic products' life cycles are relatively short and the market is highly competitive, there is a higher risk of incurring inventory valuation losses or having obsolete inventory. The Group's inventory is stated at the lower of cost and net realizable value, and the net realizable value of inventories over a certain age and individually identified as obsolete is evaluated based on the historical data on inventory clearance and discounts.

The Group operates in an environment characterized by rapidly changing technology and the calculation of the net realizable value of obsolete inventories involves subjective judgment, which would result in a high degree of estimation uncertainty. Given that the inventory and allowance for inventory valuation losses are material to the financial statements, we considered the assessment of allowance for inventory valuation losses a key audit matter.

How our audit addressed the matter

We performed the following audit procedures on the above key audit matter:

1. Obtained an understanding of the Group's operations and industry. Assessed the reasonableness of the policies and procedures used to recognise allowance for inventory valuation losses.
2. Obtained the report on net realizable value of each inventory item and checked whether the calculation logic was applied consistently to each inventory item.
3. Verified the appropriateness of system logic used in the Group's inventory aging reports to confirm whether the information on the reports is consistent with its policies.
4. Discussed with management the estimated net realizable value of inventory items aged over a certain period and individually identified as obsolete and damaged, obtained and corroborated against supporting documents and recalculated the allowance provision.

Other matter - Reference to the audits of other auditors

We did not audit the financial statements of certain subsidiaries which were audited by other auditors. Therefore, our opinion expressed herein, insofar as it relates to the amounts included in respect of these subsidiaries, is based solely on the reports of the other auditors. Total assets of these subsidiaries amounted to NT\$1,056,509 thousand and NT\$740,287 thousand, constituting 12% and 10% of the consolidated total assets as at December 31, 2025 and 2024, respectively, and the operating revenue amounted to NT\$861,840 thousand and NT\$841,552 thousand, constituting 11% and 12% of the consolidated net operating revenue for the years then ended, respectively.

Other matter – Parent company only financial reports

We have audited and expressed an unmodified opinion on the parent company only financial statements of JPC Connectivity Inc. as at and for the years ended December 31, 2025 and 2024.

Responsibilities of management and those charged with governance for the financial statements

Management is responsible for the preparation and fair presentation of the consolidated financial statements in accordance with the Regulations Governing the Preparation of Financial Reports by Securities Issuers and the International Financial Reporting Standards, International Accounting Standards, IFRIC Interpretations, and SIC Interpretations as endorsed by the Financial Supervisory Commission, and for such internal control as management determines is necessary to enable the preparation of consolidated financial statements that are free from material misstatement, whether due to fraud or error.

In preparing the consolidated financial statements, management is responsible for assessing the Group's ability to continue as a going concern, disclosing, as applicable, matters related to going concern and using the going concern basis of accounting unless management either intends to liquidate the Group or to cease operations, or has no realistic alternative but to do so.

Those charged with governance, including the audit committee, are responsible for overseeing the Group's financial reporting process.

Auditors' responsibilities for the audit of the financial statements

Our objectives are to obtain reasonable assurance about whether the consolidated financial statements as a whole are free from material misstatement, whether due to fraud or error, and to issue an auditors' report that includes our opinion. Reasonable assurance is a high level of assurance, but is not a guarantee that an audit conducted in accordance with the Standards on Auditing of the Republic of China will always detect a material misstatement when it exists. Misstatements can arise from fraud or error and are considered material if, individually or in the aggregate, they could reasonably be expected to influence the economic decisions of users taken on the basis of these consolidated financial statements.

As part of an audit in accordance with the Standards on Auditing of the Republic of China, we exercise professional judgment and professional skepticism throughout the audit. We also:

1. Identify and assess the risks of material misstatement of the consolidated financial statements, whether due to fraud or error, design and perform audit procedures responsive to those risks, and obtain audit evidence that is sufficient and appropriate to provide a basis for our opinion. The risk of not detecting a material misstatement resulting from fraud is higher than for one resulting from error, as fraud may involve collusion, forgery, intentional omissions, misrepresentations, or the override of internal control.
2. Obtain an understanding of internal control relevant to the audit in order to design audit procedures that are appropriate in the circumstances, but not for the purpose of expressing an opinion on the effectiveness of the Group's internal control.
3. Evaluate the appropriateness of accounting policies used and the reasonableness of accounting estimates and related disclosures made by management.

4. Conclude on the appropriateness of management's use of the going concern basis of accounting and, based on the audit evidence obtained, whether a material uncertainty exists related to events or conditions that may cast significant doubt on the Group's ability to continue as a going concern. If we conclude that a material uncertainty exists, we are required to draw attention in our auditors' report to the related disclosures in the consolidated financial statements or, if such disclosures are inadequate, to modify our opinion. Our conclusions are based on the audit evidence obtained up to the date of our auditors' report. However, future events or conditions may cause the Group to cease to continue as a going concern.
5. Evaluate the overall presentation, structure and content of the consolidated financial statements, including the disclosures, and whether the consolidated financial statements represent the underlying transactions and events in a manner that achieves fair presentation.
6. Obtain sufficient appropriate audit evidence regarding the financial information of the entities or business activities within the Group to express an opinion on the consolidated financial statements. We are responsible for the direction, supervision and performance of the group audit. We remain solely responsible for our audit opinion.

We communicate with those charged with governance regarding, among other matters, the planned scope and timing of the audit and significant audit findings, including any significant deficiencies in internal control that we identify during our audit.

We also provide those charged with governance with a statement that we have complied with relevant ethical requirements regarding independence, and to communicate with them all relationships and other matters that may reasonably be thought to bear on our independence, and where applicable, related safeguards.

From the matters communicated with those charged with governance, we determine those matters that were of most significance in the audit of the consolidated financial statements of the current period and are therefore the key audit matters. We describe these matters in our auditors' report unless law or regulation precludes public disclosure about the matter or when, in extremely rare circumstances, we determine that a matter should not be communicated in our report because the adverse consequences of doing so would reasonably be expected to outweigh the public interest benefits of such communication.

Wu, Jen-Chieh

Lin, Ya-Hui

For and on Behalf of PricewaterhouseCoopers, Taiwan

March 6, 2026

The accompanying consolidated financial statements are not intended to present the financial position and results of operations and cash flows in accordance with accounting principles generally accepted in countries and jurisdictions other than the Republic of China. The standards, procedures and practices in the Republic of China governing the audit of such financial statements may differ from those generally accepted in countries and jurisdictions other than the Republic of China. Accordingly, the accompanying consolidated financial statements and independent auditors' report are not intended for use by those who are not informed about the accounting principles or auditing standards generally accepted in the Republic of China, and their applications in practice.

As the financial statements are the responsibility of the management, PricewaterhouseCoopers cannot accept any liability for the use of, or reliance on, the English translation or for any errors or misunderstandings that may derive from the translation.

JPC CONNECTIVITY INC. AND SUBSIDIARIES
CONSOLIDATED BALANCE SHEETS
DECEMBER 31, 2025 AND 2024
(Expressed in thousands of New Taiwan dollars)

Assets	Notes	December 31, 2025		December 31, 2024		
		AMOUNT	%	AMOUNT	%	
Current assets						
1100	Cash and cash equivalents	6(1)	\$ 2,071,557	24	\$ 1,603,816	21
1110	Current financial assets at fair value through profit or loss	6(2)	131,643	2	163,254	2
1120	Current financial assets at fair value through other comprehensive income	6(3)	561,838	7	313,754	4
1136	Current financial assets at amortised cost, net	6(4) and 8	372,188	4	1,032,332	13
1170	Accounts receivable, net	6(5) and 7	2,079,483	24	1,611,637	21
1200	Other receivables		69,910	1	62,537	1
130X	Inventory	6(6)	816,754	9	637,962	8
1410	Prepayments	6(7)	116,624	1	87,304	1
11XX	Total current assets		<u>6,219,997</u>	<u>72</u>	<u>5,512,596</u>	<u>71</u>
Non-current assets						
1510	Non-current financial assets at fair value through profit or loss	6(2)	160,321	2	30,697	-
1517	Non-current financial assets at fair value through other comprehensive income	6(3)	410,665	5	380,053	5
1550	Investments accounted for under equity method	6(8)	104,403	1	116,748	2
1600	Property, plant and equipment	6(9) and 8	928,764	11	954,196	12
1755	Right-of-use assets	6(10) and 7	151,806	2	109,908	2
1760	Investment property - net	6(11) and 8	92,663	1	19,451	-
1780	Intangible assets	6(12)	490,708	5	521,374	7
1840	Deferred income tax assets		25,677	-	16,032	-
1900	Other non-current assets	6(13) and 8	61,210	1	63,056	1
15XX	Total non-current assets		<u>2,426,217</u>	<u>28</u>	<u>2,211,515</u>	<u>29</u>
1XXX	Total assets		<u>\$ 8,646,214</u>	<u>100</u>	<u>\$ 7,724,111</u>	<u>100</u>

(Continued)

JPC CONNECTIVITY INC. AND SUBSIDIARIES
CONSOLIDATED BALANCE SHEETS
DECEMBER 31, 2025 AND 2024
(Expressed in thousands of New Taiwan dollars)

Liabilities and Equity	Notes	December 31, 2025		December 31, 2024		
		AMOUNT	%	AMOUNT	%	
Current liabilities						
2120	Current financial liabilities at fair value through profit or loss	6(2)	\$ 261	-	\$ -	-
2130	Current contract liabilities	6(21)	35,107	-	34,124	-
2170	Accounts payable	7	1,576,668	18	1,287,395	17
2200	Other payables	6(15)	406,445	5	491,792	6
2230	Current income tax liabilities	6(25)	163,291	2	148,841	2
2280	Current lease liabilities	6(29) and 7	53,125	1	39,732	1
2399	Other current liabilities		6,727	-	3,978	-
21XX	Total current liabilities		<u>2,241,624</u>	<u>26</u>	<u>2,005,862</u>	<u>26</u>
Non-current liabilities						
2530	Bonds payable	6(14)	960,490	11	938,750	12
2570	Deferred income tax liabilities		80,437	1	104,530	1
2580	Non-current lease liabilities	6(29) and 7	91,822	1	59,999	1
2600	Other non-current liabilities		5,456	-	4,524	-
25XX	Total non-current liabilities		<u>1,138,205</u>	<u>13</u>	<u>1,107,803</u>	<u>14</u>
2XXX	Total liabilities		<u>3,379,829</u>	<u>39</u>	<u>3,113,665</u>	<u>40</u>
Equity attributable to owners of parent						
Share capital						
3110	Common stock	6(17)	1,220,859	14	1,220,859	16
Capital surplus						
3200	Capital surplus	6(18)	437,097	5	437,097	5
Retained earnings						
3310	Legal reserve	6(19)	762,268	9	650,914	9
3320	Special reserve		11,134	-	233,667	3
3350	Unappropriated retained earnings		2,320,040	27	1,881,214	24
Other equity interest						
3400	Other equity interest	6(20)	271,442	3	(11,133)	-
31XX	Equity attributable to owners of the parent		<u>5,022,840</u>	<u>58</u>	<u>4,412,618</u>	<u>57</u>
36XX	Non-controlling interests		<u>243,545</u>	<u>3</u>	<u>197,828</u>	<u>3</u>
3XXX	Total equity		<u>5,266,385</u>	<u>61</u>	<u>4,610,446</u>	<u>60</u>
3X2X	Total liabilities and equity		<u>\$ 8,646,214</u>	<u>100</u>	<u>\$ 7,724,111</u>	<u>100</u>

The accompanying notes are an integral part of these consolidated financial statements.

JPC CONNECTIVITY INC. AND SUBSIDIARIES
CONSOLIDATED STATEMENTS OF COMPREHENSIVE INCOME
YEARS ENDED DECEMBER 31, 2025 AND 2024
(Expressed in thousands of New Taiwan dollars, except for earnings per share amount)

Items	Notes	Year ended December 31				
		2025		2024		
		AMOUNT	%	AMOUNT	%	
4000	Sales revenue	6(21) and 7	\$ 7,579,041	100	\$ 6,765,078	100
5000	Operating costs	6(6)(23) and 7	(4,976,605)	(66)	(4,522,738)	(67)
5900	Net operating margin		<u>2,602,436</u>	<u>34</u>	<u>2,242,340</u>	<u>33</u>
	Operating expenses	6(23)				
6100	Selling expenses		(467,236)	(6)	(459,347)	(7)
6200	General and administrative expenses		(414,145)	(5)	(387,786)	(5)
6300	Research and development expenses		(200,506)	(3)	(192,336)	(3)
6450	Impairment (loss) gain determined in accordance with IFRS 9		(4,084)	-	957	-
6000	Total operating expenses		<u>(1,085,971)</u>	<u>(14)</u>	<u>(1,038,512)</u>	<u>(15)</u>
6900	Operating profit		<u>1,516,465</u>	<u>20</u>	<u>1,203,828</u>	<u>18</u>
	Non-operating income and expenses					
7100	Interest income		33,731	-	39,392	1
7010	Other income	6(2)(3)	39,768	1	37,621	1
7020	Other gains and losses	6(22)	(127,457)	(2)	170,036	2
7050	Finance costs	7	(26,304)	-	(39,547)	(1)
7060	Share of loss of associates and joint ventures accounted for under equity method	6(8)	(1,793)	-	(624)	-
7000	Total non-operating income and expenses		<u>(82,055)</u>	<u>(1)</u>	<u>206,878</u>	<u>3</u>
7900	Profit before income tax		<u>1,434,410</u>	<u>19</u>	<u>1,410,706</u>	<u>21</u>
7950	Income tax expense	6(25)	(305,493)	(4)	(270,697)	(4)
8200	Profit for the year		<u>\$ 1,128,917</u>	<u>15</u>	<u>\$ 1,140,009</u>	<u>17</u>
	Components of other comprehensive income that will not be reclassified to profit or loss					
8311	Gains on remeasurements of defined benefit plans	6(16)	\$ 2,395	-	\$ 2,060	-
8316	Unrealised gain on financial assets at fair value through other comprehensive income	6(3)(20)	412,257	5	204,642	3
8349	Income tax related to components of other comprehensive income that will not be reclassified to profit or loss	6(25)	(479)	-	(412)	-
8310	Other comprehensive income that will not be reclassified to profit or loss		<u>414,173</u>	<u>5</u>	<u>206,290</u>	<u>3</u>
	Components of other comprehensive income that will be reclassified to profit or loss	6(20)				
8361	Financial statements translation differences of foreign operations		(2,394)	-	85,029	1
8370	Share of other comprehensive (loss) income of associates and joint ventures accounted for using equity method, components of other comprehensive income that will be reclassified to profit or loss		(5,607)	-	142	-
8360	Other comprehensive (loss) income that will be reclassified to profit or loss		<u>(8,001)</u>	<u>-</u>	<u>85,171</u>	<u>1</u>
8300	Total other comprehensive income for the year		<u>\$ 406,172</u>	<u>5</u>	<u>\$ 291,461</u>	<u>4</u>
8500	Total comprehensive income for the year		<u>\$ 1,535,089</u>	<u>20</u>	<u>\$ 1,431,470</u>	<u>21</u>
	Profit attributable to:					
8610	Owners of the parent		\$ 1,058,718	14	\$ 1,060,644	16
8620	Non-controlling interests		70,199	1	79,365	1
			<u>\$ 1,128,917</u>	<u>15</u>	<u>\$ 1,140,009</u>	<u>17</u>
	Comprehensive income attributable to:					
8710	Owners of the parent		\$ 1,464,823	19	\$ 1,347,142	20
8720	Non-controlling interests		70,266	1	84,328	1
			<u>\$ 1,535,089</u>	<u>20</u>	<u>\$ 1,431,470</u>	<u>21</u>
	Earnings per share (in dollars)	6(26)				
9750	Basic earnings per share		\$ 8.67		\$ 8.69	
9850	Diluted earnings per share		\$ 8.30		\$ 8.55	

The accompanying notes are an integral part of these consolidated financial statements.

JPC CONNECTIVITY INC. AND SUBSIDIARIES
CONSOLIDATED STATEMENTS OF CHANGES IN EQUITY
YEARS ENDED DECEMBER 31, 2025 AND 2024
(Expressed in thousands of New Taiwan dollars)

	Equity attributable to owners of the parent											Non-controlling interests	Total equity
	Capital Reserves				Retained Earnings			Other Equity Interest					
	Notes	Share capital - common stock	Total capital surplus, additional paid-in capital	Capital surplus from treasury stock transactions	Capital surplus, share options	Legal reserve	Special reserve	Unappropriated retained earnings	Financial statements translation differences of foreign operations	Unrealised gains (losses) from financial assets measured at fair value through other comprehensive income	Total		
2024													
		\$ 1,220,859	\$ 259,729	\$ 12,839	\$ -	\$ 585,160	\$ 256,966	\$ 1,249,636	(\$ 213,784)	(\$ 19,883)	\$ 3,351,522	\$ 132,364	\$ 3,483,886
		-	-	-	-	-	-	1,060,644	-	-	1,060,644	79,365	1,140,009
	6(20)	-	-	-	-	-	-	1,648	80,208	204,642	286,498	4,963	291,461
		-	-	-	-	-	-	1,062,292	80,208	204,642	1,347,142	84,328	1,431,470
	6(19)	-	-	-	-	-	-	-	-	-	-	-	-
		-	-	-	-	65,754	(65,754)	-	-	-	-	-	-
		-	-	-	-	(23,299)	23,299	-	-	-	-	-	-
		-	-	-	-	-	(439,509)	-	-	(439,509)	-	(439,509)	-
	6(19)	(73,252)	-	-	-	-	-	-	-	(73,252)	-	(73,252)	-
		-	-	-	237,781	-	-	-	-	-	237,781	-	237,781
	6(3)(20)	-	-	-	-	-	-	62,316	(62,316)	-	-	-	-
		-	-	-	-	-	(11,066)	-	-	(11,066)	-	(11,066)	-
		-	-	-	-	-	-	-	-	-	-	(34,677)	(34,677)
		-	-	-	-	-	-	-	-	-	-	15,813	15,813
		\$ 1,220,859	\$ 186,477	\$ 12,839	\$ 237,781	\$ 650,914	\$ 233,667	\$ 1,881,214	(\$ 133,576)	\$ 122,443	\$ 4,412,618	\$ 197,828	\$ 4,610,446
2025													
		\$ 1,220,859	\$ 186,477	\$ 12,839	\$ 237,781	\$ 650,914	\$ 233,667	\$ 1,881,214	(\$ 133,576)	\$ 122,443	\$ 4,412,618	\$ 197,828	\$ 4,610,446
		-	-	-	-	-	-	1,058,718	-	-	1,058,718	70,199	1,128,917
	6(20)	-	-	-	-	-	-	1,916	(8,068)	412,257	406,105	67	406,172
		-	-	-	-	-	-	1,060,634	(8,068)	412,257	1,464,823	70,266	1,535,089
	6(19)	-	-	-	-	-	-	-	-	-	-	-	-
		-	-	-	-	111,354	(111,354)	-	-	-	-	-	-
		-	-	-	-	(222,533)	222,533	-	-	-	-	-	-
		-	-	-	-	-	(854,601)	-	-	(854,601)	-	(854,601)	-
	6(3)(20)	-	-	-	-	-	-	121,614	(121,614)	-	-	-	-
		-	-	-	-	-	-	-	-	-	-	(34,159)	(34,159)
		-	-	-	-	-	-	-	-	-	-	(2,961)	(2,961)
	6(27)	-	-	-	-	-	-	-	-	-	-	12,571	12,571
		\$ 1,220,859	\$ 186,477	\$ 12,839	\$ 237,781	\$ 762,268	\$ 11,134	\$ 2,320,040	(\$ 141,644)	\$ 413,086	\$ 5,022,840	\$ 243,545	\$ 5,266,385

The accompanying notes are an integral part of these consolidated financial statements.

JPC CONNECTIVITY INC. AND SUBSIDIARIES
CONSOLIDATED STATEMENTS OF CASH FLOWS
YEARS ENDED DECEMBER 31, 2025 AND 2024
(Expressed in thousands of New Taiwan dollars)

	Notes	Year ended December 31	
		2025	2024
CASH FLOWS FROM OPERATING ACTIVITIES			
Profit before tax		\$ 1,434,410	\$ 1,410,706
Adjustments			
Adjustments to reconcile profit (loss)			
Depreciation	6(23)	141,777	123,910
Amortisation	6(12)(23)	30,066	29,951
Expected credit loss (gain) (reversal of expected credit loss)	12(2)	4,084	(957)
Dividend income	6(2)(3)	(26,703)	(22,051)
Interest income		(33,731)	(39,392)
Net gain on financial assets or liabilities at fair value through profit or loss	6(2)(22)	(3,781)	(71,880)
Gain on disposal of property, plant and equipment	6(22)	(668)	(58,363)
Loss on disposal of investments	6(8)(22)(27)	10,577	-
Gain on disposal of a subsidiary	6(8)(22)	(996)	-
Interest expense		26,304	39,547
Share of loss of associates and joint ventures accounted for under equity method	6(8)	1,793	624
Changes in operating assets and liabilities			
Changes in operating assets			
Financial assets and liabilities at fair value		(93,971)	171,265
Accounts receivable		(461,112)	(167,772)
Other receivables		(9,740)	(19,036)
Inventories		(188,715)	(50,471)
Prepayments		(29,165)	(14,334)
Other non-current assets		(244)	(235)
Changes in operating liabilities			
Contract liabilities		6,070	9,495
Accounts payable		285,769	327,543
Other payables		3,419	97,354
Other current liabilities		880	(1,860)
Other non-current liabilities		-	(2,056)
Cash inflow generated from operations		1,096,323	1,761,988
Interest received		33,731	39,392
Interest paid		(4,564)	(6,529)
Income tax paid		(325,257)	(264,768)
Net cash flows from operating activities		800,233	1,530,083

(Continued)

JPC CONNECTIVITY INC. AND SUBSIDIARIES
CONSOLIDATED STATEMENTS OF CASH FLOWS
YEARS ENDED DECEMBER 31, 2025 AND 2024
(Expressed in thousands of New Taiwan dollars)

	Notes	Year ended December 31	
		2025	2024
<u>CASH FLOWS FROM INVESTING ACTIVITIES</u>			
Acquisition of financial assets at fair value through other comprehensive income		(\$ 149,192)	(\$ 249,632)
Proceeds from disposal of financial assets at fair value through other comprehensive income	6(3)	282,754	122,678
Increase in financial assets at amortized cost		(1,323,994)	(1,117,276)
Decrease in financial assets at amortised cost		1,984,325	461,950
Acquisition of investments accounted for using equity method	6(8)	-	(109,116)
Proceeds from disposal of investments accounted for using equity method	6(8)	(2,981)	-
Acquisition of property, plant and equipment	6(28)	(167,179)	(540,526)
Proceeds from disposal of property, plant and equipment		24,348	185,785
Acquisition of intangible assets	6(12)	(7,612)	(9,523)
Net cash outflow for business combinations	6(28) and 12(3)	(79,448)	(100,130)
Net cash outflow for disposal of a subsidiary	6(28)	(4,776)	-
Dividends received	6(2)(3)	26,703	22,051
Increase in other non-current assets		(14,740)	(5,947)
Net cash flows from (used in) investing activities		<u>568,208</u>	<u>(1,339,686)</u>
<u>CASH FLOWS FROM FINANCING ACTIVITIES</u>			
Increase in short-term borrowings	6(29)	-	1,161,000
Decrease in short-term borrowings	6(29)	-	(1,261,000)
Payment of lease liabilities	6(29)	(49,469)	(45,387)
Payment of cash dividends	6(19)	(854,601)	(439,509)
Payment of cash dividends from capital surplus	6(19)	-	(73,252)
Change in non-controlling interests		(34,159)	(45,743)
Net cash generated from acquisition of subsidiary	4(3)	-	15,813
Proceeds from issuance of bonds	6(29)	-	1,168,966
Net cash flows (used in) from financing activities		<u>(938,229)</u>	<u>480,888</u>
Effect of foreign exchange translations		<u>37,529</u>	<u>11,488</u>
Net increase in cash and cash equivalents		467,741	682,773
Cash and cash equivalents at beginning of year		<u>1,603,816</u>	<u>921,043</u>
Cash and cash equivalents at end of year		<u>\$ 2,071,557</u>	<u>\$ 1,603,816</u>

The accompanying notes are an integral part of these consolidated financial statements.

JPC connectivity Inc.
Comparison Table of the Provisions before and after Amendment
of the Articles of Association

Section	Provisions after Amendment	Provisions before Amendment	Note
Article 17	<p>The Corporation <u>may, by resolution of the Board of Directors, appoint one or more Chief Executive Officer, General Manager, Vice President(s), or such other managerial officers as deemed necessary to meet the operational or managerial requirements of the Corporation.</u> The appointment, dismissal, and remuneration of <u>such officers</u> shall be <u>handled in accordance with Article 29 of the Company Act.</u></p>	<p>The Company has one general manager. The appointment, dismissal and remuneration of the general manager shall be subject to Article 29 of the Company Act.</p>	<p>This provision is amended in response to the Company's policies.</p>
Article 21	<p>This Articles of Association was formulated on May 2, 1992. [...] <u>The 25th amendment was made on May 26, 2026.</u></p>	<p>This Articles of Association was formulated on May 2, 1992. [...] The 24rd amendment was made on May 27, 2025.</p>	<p>The last amendment date was added.</p>